

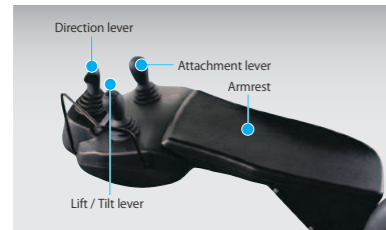
8FBE SERIES

The operator friendly features of the 8FBE series provide you with comfortable and smooth operation.

Smooth Load Handling and Traveling Operation



NEW Mini Lever OPT
The Mini Lever allows smooth operation. The design featuring an armrest also helps to reduce the operator's fatigue.



NEW Joystick OPT
This makes it possible to perform lift and tilt simultaneously.



NEW EZ Pedal OPT
This accelerator pedal can be used to change the direction of travel by pressing the left side for forward travel and the right side for reversing.

High-visibility Display

Standard Display

The indicators and warning lights keeps the operator informed of the forklift's status at a glance.

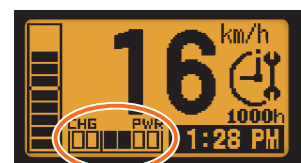


Multifunction Display OPT

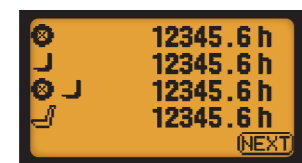
The Multifunction Display offers useful information for operators and managers.



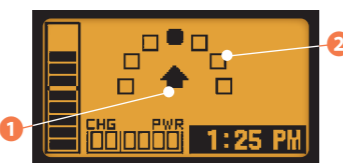
Main Display Screens



Power Meter



Travel Hour Meter / Load Handling Hour Meter



① Direction Indicator / ② Wheel Indicator



Maximum Speed Limiter Setting



Over Speed Alarm



Load Weight Indicator OPT
(Multifunction Display Dc)

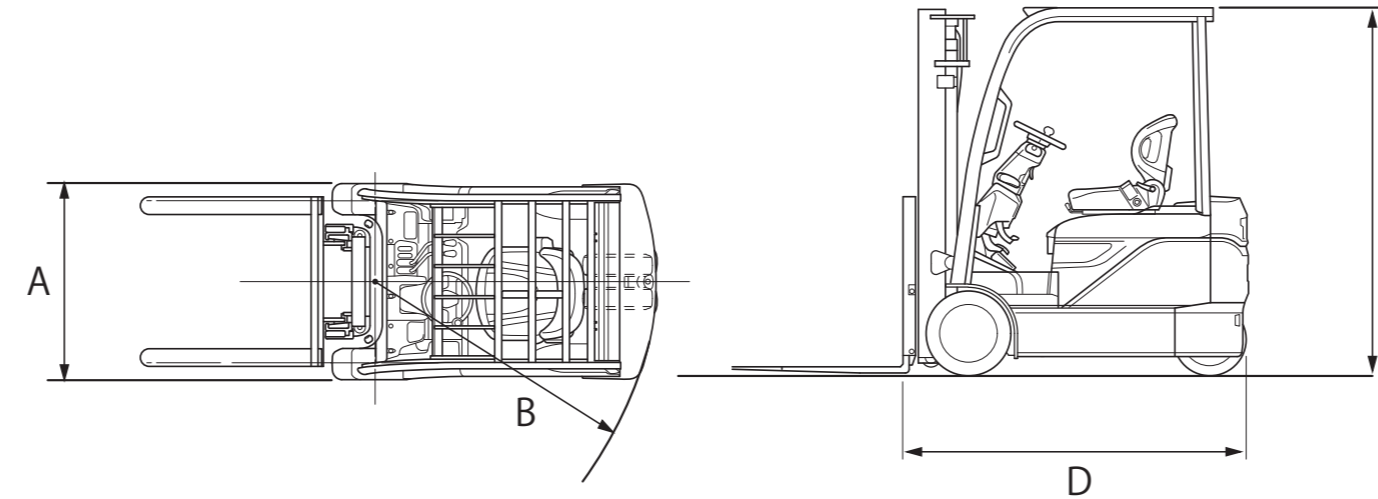
MAIN SPECIFICATIONS

Model		8FBE10	8FBE13	8FBE15	8FBE18	8FBE20
Load Capacity	kg	1000	1250	1500	1750	2000
Load Center	mm	500	500	500	500	500
Overall Width	A mm	1075	1075	1075	1075	1075
Turning Radius (outside)	B mm	1385	1400	1515	1550	1675
Overhead Guard Height	C mm	1980	1980	1980	1980	1980
Length to Fork Face	D mm	1750	1755	1875	1905	2045

BATTERY AND MOTOR SPECIFICATIONS

Model		8FBE10	8FBE13	8FBE15	8FBE18	8FBE20
Voltage/Capacity (5-hour ratings)	Min.	V/Ah	48/280	48/280	48/390	48/390
	Max.	V/Ah	48/370	48/370	48/565	48/645
Electric Motors	Drive	kW	4.9×2	4.9×2	4.9×2	4.9×2
	Load Handling	kW	9.2	9.2	9.2	9.2

11



The data in this brochure was determined based on our standard testing condition. Operating performance may vary depending on the actual specifications and condition of the vehicle, as well as the conditions of the operating area. Due to photography and printing, color of actual vehicle may vary from this brochure. Some photos have been computer-enhanced. Availability and specifications are determined regionally and are subject to change without notice. Safe forklift operation is achieved by proper operator training and proper worksite rules. Please consult your Toyota representative regarding forklift selection and operator training. Please consult your Toyota representative for details.

All rights reserved by Toyota Industries Corporation.



TOYOTA MATERIAL HANDLING INTERNATIONAL

CAT.8FBE10-20 (E) /E-1509/©/Printed in Japan/No.711500E0/10,000

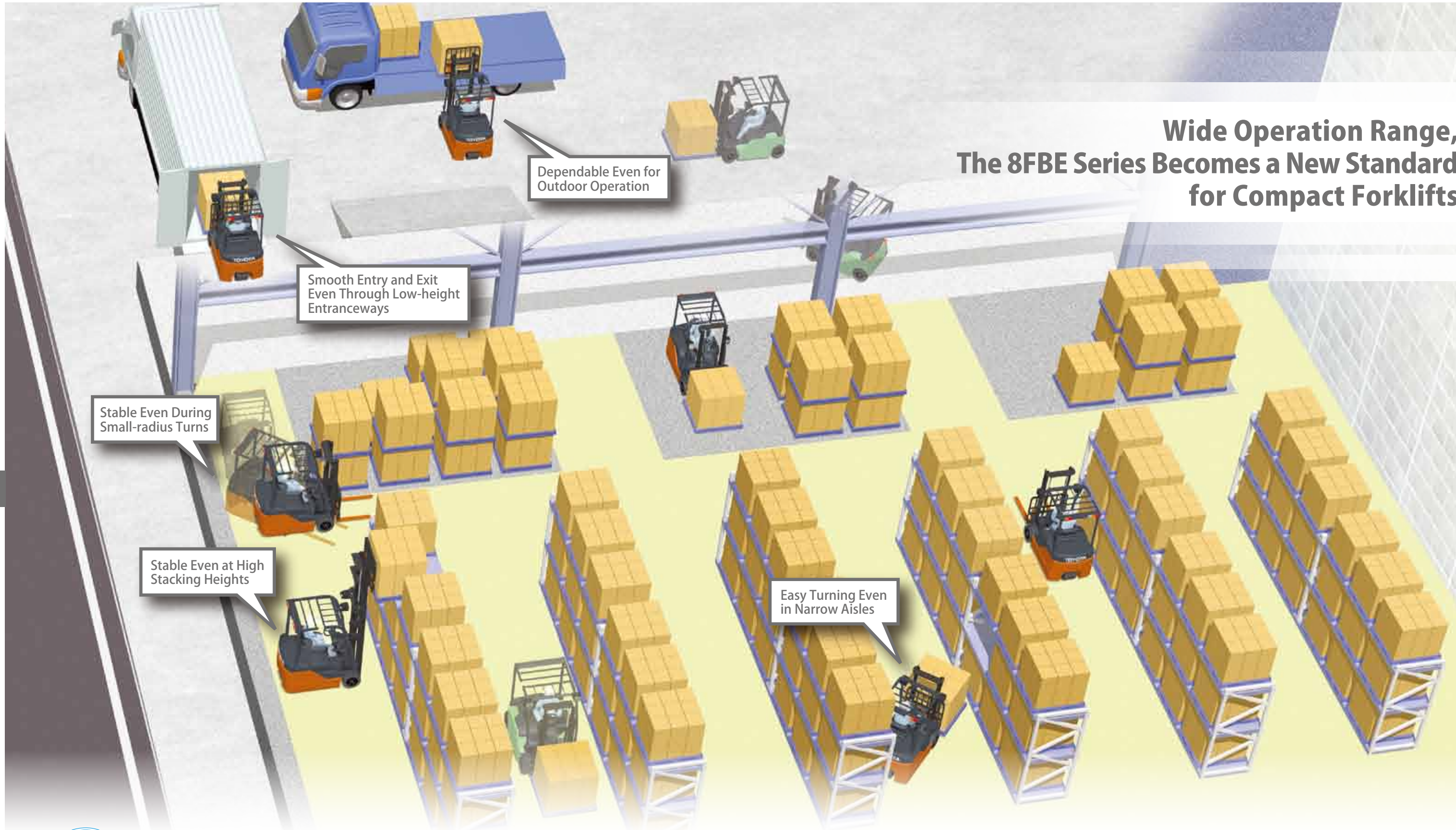
ELECTRIC POWERED FORKLIFT

8FBE 1.0 to 2.0 ton

8FBE SERIES



Wide Operation Range, The 8FBE Series Becomes a New Standard for Compact Forklifts



Dependable Even for Outdoor Operation

Smooth Entry and Exit Even Through Low-height Entranceways

Stable Even During Small-radius Turns

Stable Even at High Stacking Heights

Easy Turning Even in Narrow Aisles

8FBE SERIES

ELECTRIC POWERED FORKLIFT 8FBE 1.0 to 2.0 ton

Features of the 8FBE Series

LONGER OPERATING TIME

SAFETY

OPERABILITY

RELIABILITY



Pivot turning by the dual AC motors makes for easier operations in narrow aisles.

Features and equipment may vary depending on market.



Minimum Turning Radius

The dual AC motor front wheel drive allows compact turns. Depending on steering angle, the system controls the motor output and motor rotating direction, enabling smooth pivot turning.

Model	Minimum Turning Radius
8FBE10	1,385mm
8FBE13	1,400mm
8FBE15	1,515mm (1,770mm)
8FBE18	1,550mm (1,780mm)
8FBE20	1,675mm (1,980mm)

*() is 8FBN Series

Compact Body and Turning Performance, Suitable Even in Narrow Worksites

The compact body and turning performance all add up to superior operability in narrow worksites. This, together with great stability, makes for powerful support for material handling in a diverse range of applications.

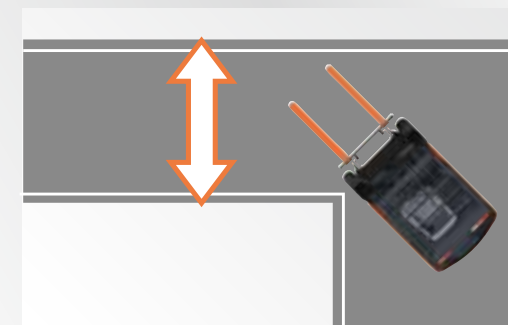


Features and equipment may vary depending on market.



Outstanding tight-turn performance for effective warehouse operations.

Features and equipment may vary depending on market.



Right-angle Aisle Width / Right-angle Stacking Aisle Width

The small turning radius achieved through the compact body and 3-wheel configuration makes possible an effective use of working space.

Model	Right-angle Aisle Width	Right-angle Stacking Aisle Width
8FBE10	1,580mm	1,730mm
8FBE13	1,600mm	1,750mm
8FBE15	1,680mm (1,800mm)	1,865mm (2,175mm)
8FBE18	1,695mm (1,815mm)	1,900mm (2,185mm)
8FBE20	1,790mm (1,895mm)	2,040mm (2,410mm)

*() is 8FBN Series

Stable Travel, Turning and Load Handling




Double Rear Tires

Double rear tires achieve stability during travel and turning as well as greater rated load capacity at high mast heights.



Smooth entry and exit for containers or low-height entrances.

Features and equipment may vary depending on market.



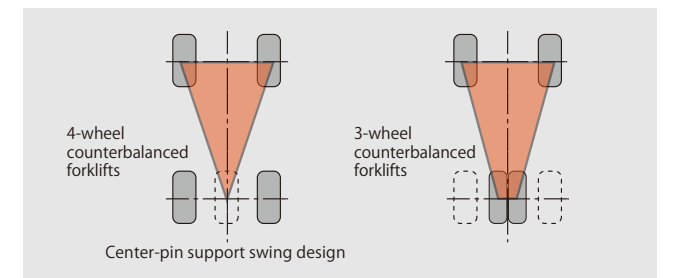
Low-height Headguard

The overall height on all models is a low 1,980 mm, making it possible to enter and exit containers or low-height entrances with ease and comfort.

Model	Overhead Guard Height
8FBE10	1,980mm
8FBE13	1,980mm
8FBE15	1,980mm (2,085mm)
8FBE18	1,980mm (2,095mm)
8FBE20	1,980mm (2,085mm)

*() is 8FBN Series

The Same Lateral Stability As 4-wheel Forklifts



LONGER
OPERATING
TIME

Longer Operating Time

Contributing to Better Work Efficiency

8FBE SERIES

New motors and drivers have been adopted in aims of improving operating time. This achieves operating time of 20% longer, contributing to a further enhancement of work efficiency.

Best-in-class Energy Efficiency

High-efficiency New Motors and Motor-drivers

Newly developed motors and motor-drivers minimize energy loss, and minimized heat generation greatly reduces energy consumption. This increases the operating time by 20%.

Operating Time
20% UP

7h.16min.
7FBE Series

8h.47min.
8FBE Series

Comparison of operating times based on Toyota operating cycle for 1.5-ton forklifts with same battery capacity. Assumed that the forklift is actually operated in 55% of total working hours (100% discharge).



Features and equipment may vary depending on market.

Easy Battery Exchanging



NEW Battery Side-out OPT

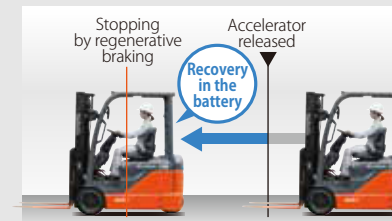
The battery with fork pockets can be taken out from the right side of the truck by using a forklift.



Battery Roll-out OPT

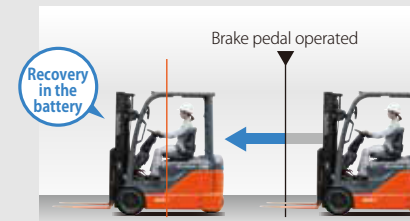
Exchange of the battery can be accomplished by extracting the battery by sliding it out.

Regenerative Systems for Efficient Energy Recovery



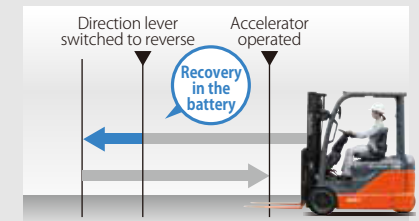
Accelerator-release Regeneration

When the accelerator is released, this collects energy in the battery. It also helps achieve smoother deceleration.



Brake Regeneration

When the brake is activated, the energy is recovered in the battery. This also helps to extend brake life.



Switchback Regeneration

During switchback, the energy is recovered in the battery. This also contributes to smooth and quick switchback operation.

Keeping High Performance Power-keep Function

This feature keeps load-handling and travel performance as the battery charge gets low, allowing continuing efficient operation.

Note: Not available in the H mode

Preventing Useless Power Consumption Auto Power-off Function

This feature supports energy savings by automatically switching off the power after the operator leaves the forklift for a specific period of time.



Selecting the Optimal Power Level

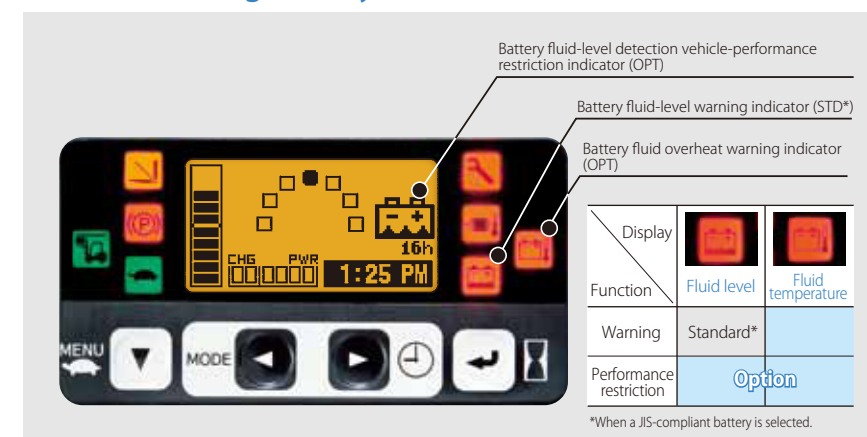


Power-select Function

Both travel and load-handling performance can be customized.* This provides an optimal balance of performance and operating time.

* The picture shows the selection screen for the multifunction display (option). With the standard display, you can select from among three power modes (S, P and H).

Feature for Long Battery Life



NEW Battery Protecting Function OPT

When the battery fluid level is low or the fluid temperature is high, this informs the operator by an indicator and an audible warning, and also restricts travel performance. This helps prevent degradation of the battery and ensure a long life for the battery.

Low Energy Consumption

Model	Energy Consumption
8FBE10	3.2 kWh/h
8FBE13	3.3 kWh/h
8FBE15	3.5 kWh/h
8FBE18	3.8 kWh/h
8FBE20	4.0 kWh/h

Energy Consumption (VDI 60 sec Cycle)

Support for Safe Operations


SAS (System of Active Stability) - ϵ OPT



Helping to Prevent Load Spills

Active Mast Front-tilt Angle Control

The angle of forward mast tilt is automatically controlled to match the lift height and load weight, helping to prevent dropped loads or tip-over.



Active Mast Tilt Speed Control

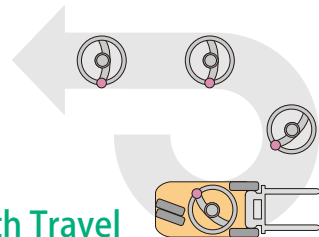
Automatic control of mast tilt speed at high mast heights helps to prevent load spills.



Smooth Operation

Automatic Fork-leveling Control

Pressing a switch during forward tilt automatically stops the forks at a level position. This makes load-handling operations easier, helping to achieve high productivity.

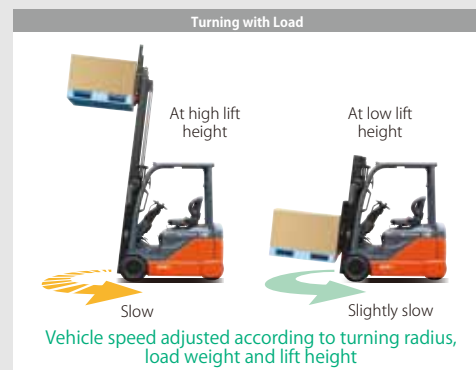
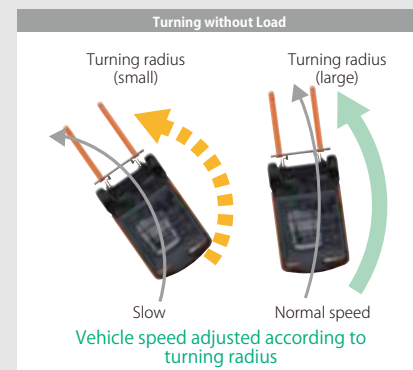


Smooth Travel

Active Steering Synchronizer

This feature ensures that the angle of the steering wheel corresponds to the angle of the rear steered wheels.

Stable Travel



NEW Automatic Vehicle-speed Control

This controls vehicle speed as well as acceleration and deceleration according to lift height and load weight, helping to ensure stable travel and prevent load spills.

NEW Automatic Turn-speed Control

This controls turn speed according to the lift height, load weight, and turning radius, providing stable turning matched to the state of operation.

8FBE SERIES

With SAS- ϵ and outstanding visibility, the New 8FBE Series supports safe operations. It also contributes to enhanced efficiency.



Features and equipment may vary depending on market.


Help Interrupt Unanticipated Load-handling and Traveling



Operator Presence Sensing System (OPS)

If the operator is not in the normal operating position, travel power is interrupted and load-handling operations are stopped.

Note: OPS does not operate the brakes. Always set the parking brake before leaving the forklift.



NEW Emergency Power Shut-down Button

In the event of an emergency, pressing this button switches off all power sources. A simple twist release allows the truck to restart.

Outstanding Visibility



Upward Visibility

A lattice-designed overhead guard provides good upward visibility.



Forward Visibility

Optimal mast width and hose layout ensure a clear view through the mast.



Fork-tip Visibility

Equipped with a small-diameter steering wheel, optimally positioned display, and an angled lower stay for the backrest for excellent visibility of the fork tips.



Features and equipment may vary depending on market.



NEW Rear-pillar Assist Grip OPT

This assist grip with horn button enhances reverse travel comfort and offers easy horn operation while travelling in reverse.

OPERABILITY

In Comfort – Ergonomically More Pleasing and Enjoyable

Easy Entry and Exit

The large assist grip, low step, and foot-activated parking brake make getting on and off more smooth. This can help reduce the operator's fatigue.



Large Assist Grip



Low and Wide Step



Features and equipment may vary depending on market.

NEW Foot-activated Parking Brake

The parking brake can be engaged with just a single foot-press.



Activation

Release

Outstanding Operability and Comfort



Small-diameter Steering Wheel
The small-diameter steering wheel with the full hydraulic power steering system provides excellent maneuverability.



ORS Seat *ORS: Operator Restraint System
The ORS seat can be adjusted 150 mm forward and backward and supports a comfortable operating posture by means of side wings and a seat belt.

Smooth Start Off on Slopes



Anti-rollback
When the accelerator or brake pedal is released while stopped on a grade, the forklift stops and then descends at a constant speed. This helps to ensure smooth operation on slopes.

RELIABILITY

Best Partner for Operators As Well As Managers

Robust Body Design



New Frame Design

The shape of the counterweight has been changed and its sides extended to reduce the risk of collision damage during turns.

Energy Savings, Long Life LED Lights

These economical LED lights offer long life and low energy consumption. Also able to withstand jolts and vibration to a high degree, they are resistant to broken elements even when traveling on bumpy surfaces.



NEW LED Headlights OPT



NEW LED Rear Combination Lights OPT

NEW LED Rear Working Light OPT

NEW LED Yellow Beacon OPT

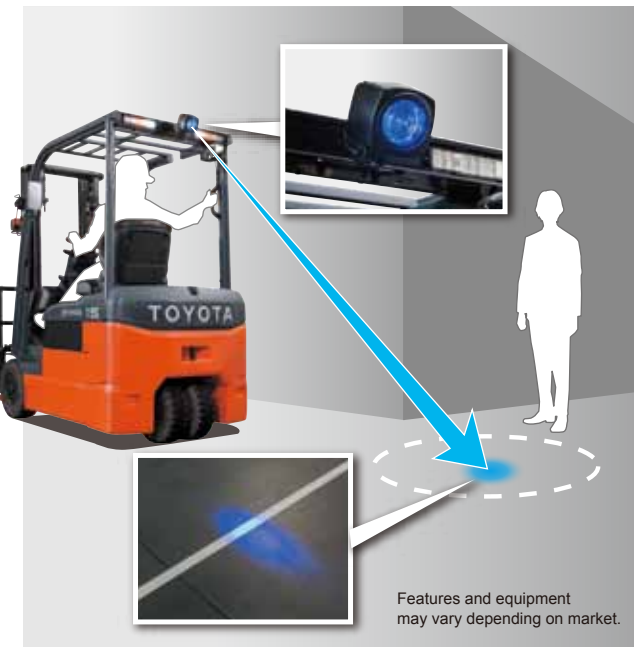


High Water Resistance (IPX4)

Through its structure and the layout of motors and controllers, the new 8FBE Series achieved high water resistance. Support for IPX4* enables use at a wide range of worksites.

* According to internal research

For Safe Worksites



NEW Blue Light OPT

A blue beam of light appears on the ground to inform pedestrians of the forklift's presence, and helps prevent accidents.

Encouraging Careful Operation



NEW Shock Sensor OPT

This detects collision impact on the forklift and warns by visual indicator and sound. (Warnings can be cleared only by a manager.) This helps to prevent overly harsh operation and helps reduce maintenance costs.



Help for Management

NEW PIN*-code Entry System OPT

A code must be entered to start the forklift, preventing use by unauthorized persons. The vehicle settings can be registered, allowing preferred settings for different operators. This also provides keyless operation.

*Personal Identification Number

MAIN EQUIPMENT AND OPTIONS

	ITEM	8FBE10	8FBE13	8FBE15	8FBE18	8FBE20	
Safety & Stability	SAS (System of Active Stability) -E	●	●	●	●	●	
	Active Steering Synchronizer	●	●	●	●	●	
	Emergency Power Shut-Down Button	○	○	○	○	○	
	Rear-View Mirrors, Right and Left Sides	●	●	●	●	●	
	LED Headlights	●	●	●	●	●	
	Front Combination Lights	●	●	●	●	●	
	Rear Combination Lights	○	○	○	○	○	
	LED Rear Combination Lights	●	●	●	●	●	
	LED Rear Working Light	●	●	●	●	●	
	Yellow Beacon	●	●	●	●	●	
	LED Yellow Beacon	●	●	●	●	●	
	Blue Light	●	●	●	●	●	
	Forward & Back-Up Chime	●	●	●	●	●	
	Back-Up Chime	●	●	●	●	●	
	Back-Up Buzzer	●	●	●	●	●	
Battery	Adjustable-Volume Back-Up Buzzer	●	●	●	●	●	
	Forward Chime	●	●	●	●	●	
	Clamp Release Interlock 3rd Lever	●	●	●	●	●	
	Clamp Release Interlock 4th Lever	●	●	●	●	●	
	Battery(Wet Cell)	●	●	●	●	●	
	Battery Charger (On-Truck Type)	●	●	●	●	●	
	Battery Charger (Off-Truck Type)	●	●	●	●	●	
	Single Overall Electrolyte Filler Ports	●	●	●	●	●	
	Battery Protecting Function	●	●	●	●	●	
	Battery Side-Out	-	-	●	●	●	
	Battery Roll-Out	-	-	●	●	●	
	Battery Carrier	-	-	●	●	●	
	12V Power Supply	●	●	●	●	●	
	Steering Wheel With Knob	○	○	○	○	○	
	Suspension Seat w/Damper	●	●	●	●	●	
Overhead Guard Sheet	●	●	●	●	●		
Operability & Comfort	Resin Roof	●	●	●	●	●	
	Front Windshield w/Wiper	●	●	●	●	●	
	Rear-Pillar Assist Grip	●	●	●	●	●	
	EZ Pedal	●	●	●	●	●	
	Mini-Lever	●	●	●	●	●	
	Joystick	●	●	●	●	●	
	Armrest Horn	●	●	●	●	●	
	Cup Holder	●	●	●	●	●	
	Service & Management	Multifunction Display	●	●	●	●	●
		Deluxe Multifunction Display	●	●	●	●	●
		Key-Less Ignition Switch	●	●	●	●	●
		PIN Code Entry System	●	●	●	●	●
		Shock Sensor	●	●	●	●	●
		Tilt Cylinder Boots	●	●	●	●	●
		Rib-Lug Tire, Front	○	○	○	○	-
J-Lug Tire, Front		●	●	●	●	-	
J-Lug Non-Punk Tire, Front		●	●	●	●	-	
U-Lug Non-Punk Tire, Front		●	●	●	●	○	
Rib-Lug Tire, Rear		○	○	○	○	○	
J-Lug Tire, Rear		●	●	●	●	●	
J-Lug Non-Punk Tire, Rear		●	●	●	●	●	
U-Lug Non-Punk Tire, Rear		●	●	●	●	●	
Load Handling		Wide Visible Mast (V)	○	○	○	○	○
	Full-Free Lift Three-Stage Mast (FSV)	●	●	●	●	●	
	Full-Free Lift Two-Stage Mast (FV)	●	●	●	●	-	
	Fully Oil Charged Lift Cylinder	●	●	●	●	-	
	High Load Backrest (Flat Steel Type)	●	●	●	●	-	
	High Load Backrest (Angle Shape Type)	●	●	●	●	●	
	Mast Tilt Indicator	●	●	●	●	●	
	Sleeved Forks	●	●	●	●	●	
	Special Edition	Cold-Storage Model (Type 455)	●	●	●	●	●
		Rust-Proof Model	●	●	●	●	●
		Rust-Proof Model (Fisherman Special)	●	●	●	●	●
		Body Color (602 Green)	●	●	●	●	●